









GLOSSARY OF CUSHION FEATURES

	<p><u>Knife Edge</u> A Knife Edge cushion is made by sewing the top and bottom fabric panels together to make a more traditional sewing seam, which is mid-height on the sides of the cushion.</p>
	<p><u>Boxed Edge</u> Cushions with a Boxed Edge are constructed with a vertical sidewall that is the same height as the thickness of the cushion. These cushions are made by assembling the top and bottom section of the cut fabric to the sidewall fabric to form a box.</p>
	<p><u>Bullnose</u> A bullnose is where the top and bottom edges of the cushion are slightly rounded and do not show a seam. On seat pads, there are seams at the side and back of the cushion.</p>
	<p><u>Self Welt</u> Self welt is a welt cord covered in fabric that is sewn into the seams of the fabric around the edges of the cushion. It is on both seams on a boxed cushion.</p>
	<p><u>Ties</u> Matching fabric ties can be inserted within the cushion's seams. These ties are often at the corner and at the hinge or fold of a cushion. With fabric ties, customers can easily secure their patio cushions to their outdoor furniture.</p>
	<p><u>Velcro</u> Velcro ties can be inserted within the cushion's seams. These ties are often at the corner, back and at the hinge or fold of a cushion. With Velcro ties, customers can easily secure their patio cushions to their outdoor furniture.</p>
	<p><u>Button Tufted</u> This look is achieved by inserting either plastic or fabric covered buttons into the cushion. These buttons are tightly held together with a piece of outdoor grade string between them. By doing this, the cushion can be turned over for the same look on both sides. Inserted buttons will draw the fabric and cushion filling in for a tufted appearance.</p>
	<p><u>Euro Tufted</u> A Euro Tufted cushion is a finished cushion that has had top stitching added to give the cushion a tufted appearance. This is the last step performed to the cushion during production. Euro tufting will bring the top and bottom layers together so the same look is achieved on both sides of the cushion.</p>